



Resistant
to rust and
scratching!

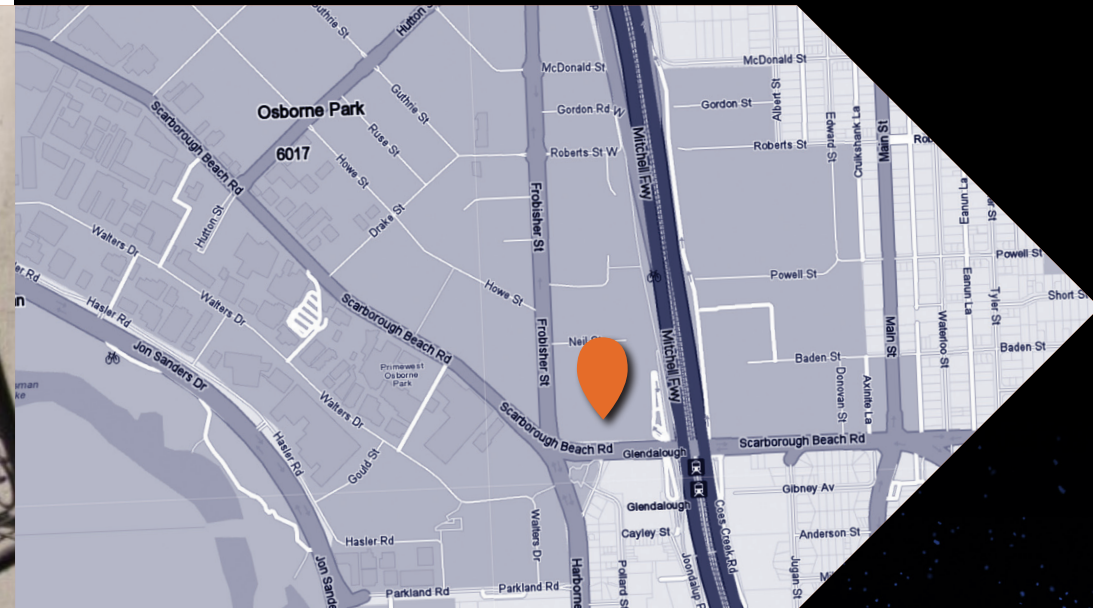
Enhance your
product with
colour!



At Precision Powdercoating, we pride ourselves in the fantastic quality of our craftsmanship. Our expertly trained, highly motivated and experienced team work hard to ensure all contracts are completed to the very highest of standards. It is our dedication to quality work and complete customer satisfaction, no matter how complex, big or small the task at hand, ensures that we remain the number 1 choice for our customers.



A durable and
attractive
finish!





PRECISION
POWDERCOATING

Unit 3
344 Scarborough Beach Road
Osborne Park
Western Australia 6017

(08) 9244 2696

office@precisionpowdercoating.com.au
www.precisionpowdercoating.com.au



PRECISION
POWDERCOATING

Fully
customised
powder coating,
whatever the colour,
whatever the project.

2021 PRICE GUIDE



Experienced
in all types of
application

Attention to detail
and dedication
to the highest
quality.



Pricelist

The tables below provide a guide to powdercoating pricing per lineal and square metre. For an exact pricing quote, please contact one of our representatives. Precision can arrange packing and delivery if required. We can also organise supply of mill finished extrusions and powdercoat direct from supplier.

Need assistance with fabrication? We can organise fabrication of metalwork prior to coating.

We also offer sandblasting and RHS/SHS (full length or cut) powdercoating services too!

LINEAL METRE STANDARD COATING GUIDE

| Including extrusion flashing lengths | | | | |
|--------------------------------------|---------|----------|-----------|---------|
| | 0-10 LM | 10-50 LM | 50-250 LM | 250+ LM |
| 0-30mm | \$5.20 | \$4.88 | \$4.55 | \$3.90 |
| 31-40mm | \$6.63 | \$6.24 | \$5.85 | \$5.20 |
| 41-50mm | \$8.13 | \$7.61 | \$7.15 | \$6.50 |
| 51-70mm | \$11.70 | \$11.05 | \$10.40 | \$9.10 |
| 71-125mm | \$14.30 | \$13.85 | \$13.00 | \$11.05 |
| 86-100mm | \$16.45 | \$15.50 | \$14.56 | \$13.00 |
| 101-125mm | \$17.29 | \$16.28 | \$15.29 | \$15.00 |

SQUARE METRE STANDARD COATING GUIDE

| Including sheet metal, gates, fabricated items, brackets | | |
|--|---------------|--------------|
| | Up to 20 sq/m | Over 20 sq/m |
| SS (Single side) | \$50 sq/m | TBA |
| DS (Double side) | \$75 sq/m | TBA |
| SS Surcharge | \$60 sq/m | TBA |
| DS Surcharge | \$90 sq/m | TBA |
| SS Warranty Grade | \$75 sq/m | TBA |
| DS Warranty Grade | \$112.50 sq/m | TBA |

Zinc Prime/E Prime: Above charge x 2
Warranty: Project Specific TBA
Minimum Order of \$100.00
Prices are GST exclusive

Prices are for quoting purposes only and to be confirmed by Precision Powdercoating.

Inclusive of preparation, tank and standard range colour selection.

Includes free pick-up and delivery for large quantity orders (conditions apply)

Colour Charts

Precision Powder Coating have teamed with two major suppliers of powder coating colours, Dulux and Interpon to supply a modern and comprehensive range of colours for your products. Please view the below charts as a guide to the extensive range of colours on offer. (Please note that these colours are a guide only and may vary from the actual powder coat colour)

| <div><div><div>Dulux</div></div></div> | | | |
|--|--------------------------|--------------------------------|-----------------------------|
| | PEARL WHITE | CLASSIC WHITE | BRIGHT WHITE |
| ZEUS® WHITE | MOTHER OF PEARL | BARRISTER WHITE | ETERNITY® LINEN PEARL |
| WHITE | SHOJI WHITE | ANOTEC® OFF WHITE | WHITE BIRCH |
| OFF WHITE | MAGNOLIA | PAPERBARK® | LEMON YELLOW |
| LIGHT GREY | RIVERSGUM BEIGE | BARLEY | YELLOW GOLD |
| RIVERSAND® | STONE BEIGE | CANOLA CREAM | SAFETY YELLOW |
| DUNE® | ETERNITY® NICKEL PEARL | CLASSIC CREAM® | INTENSITY® SUMMER |
| STONE GREY | NICKEL PEARL | PRIMROSE | SIGNAL RED |
| WALLABY® | ETERNITY® TITANIUM PEARL | DOESKIN | FLAME RED |
| GULLY® | COPPER KINETIC® PEARL | GOLD PEARL | BRONZE PEARL |
| WOODLAND GREY® | CHAMPAGNE KINETI® PEARL | COVE® | RED EMPEROR PEARL |
| ETERNITY® BRONZE PEARL | MANGROVE® | TERRAIN® | WEATHERED COPPER |
| JASPER® | HAMMERSLEY BROWN | MANOR RED® | GUN METAL KINETIC® PEARL |
| PALE EUCALYPT® | WILDERNESS® | ETERNITY® SILVER KINETIC PEARL | PANDEMONIUM SILVER PEARL |
| INTENSITY® LEAF | INTENSITY® REEF | TRANSFORMER GREY | ETERNITY® CITI SILVER PEARL |
| MISTLETOE | BLAZE BLUE | WEDGEWOOD | ANOTEC® SILVER GREY |
| INTENSITY® EVERGREEN | FRENCH BLUE | INTENSITY® STORM | SILVER KINETIC® PEARL |
| COTTAGE GREEN | INTENSITY® COAST | BERRY GREY | PEWTER PEARL |
| CLASSIC HAWTHORN GREEN | DARK VIOLET | ZEUS DARK GREY | STEEL PEARL |
| DEEP BRUNSWICK GREEN | POMMEL BLUE | ZEUS® BLACK | BASALT® |
| SPACE BLUE | BLUE LIGHT PEARL | BLACK | ZEUS® GREY |
| BLUE RIDGE® | ZEUS® TIMBERLAND | ZEUS® CHARCOAL | ANOTEC® DARK GREY |

| | |
|-----------------------------|-------------------------------|
| | ZEUS® LUNAR GREY |
| OYSTER | ETERNITY® CHAIN PEARL |
| INTENSITY® MOONLIGHT | INTENSITY® SUNSHINE |
| ORANGE X15 | INTENSITY® FLAME |
| INTENSITY® DESERT | COPPER PEARL |
| ANODIC BRONZE | ANOTEC® MID BRONZE |
| DEEP OCEAN® | METROPOLIS BRONZE PEARL |
| SHARP SILVER KINETIC® PEARL | ST EL MOS FIRE KINETIC® PEARL |
| NATURAL PEARL | TYPHOON PEARL |
| ONYX PEARL | CHARCOAL MET PEARL |
| ETERNITY® CHARCOAL PEARL | CHARCOAL |
| ZEUS® LUNAR ECLIPSE | |



| | | | |
|----------------------|-------------------|-----------------------|------------------------|
| SHOJI WHITE | EXCEL™ DUNE® | CLASSIC PEARL WHITE | VIVICA™ ULTRA SILVER |
| EXCEL™ PEARL WHITE | EXCEL™ GULLY™ | ANODIC CLEAR | VIVICA™ MERCURY SILVER |
| WHITE SATIN | TEXTURA® DUNE | SABLE™ GREY NURSE | TRANSFORMER GREY |
| WHITE BIRCH | EXCEL SHADE GREY | TEXTURA® SURFMIST | TEXTURA® SILVER |
| TEXTURA WHITE | EXCEL™ RIVERSAND | RIPPLE WHITE | DEEP POOL |
| EXCEL™ SURFMIST® | EXCEL™ BUSHLAND | NATURAL SHIMMER | BONDI BLUE |
| PRIMROSE | EXCEL™ COVE™ | ANODIC CHAMPAGNE | BLAZE BLUE |
| RIVERSGUM | EXCEL™ JASPER | RIPPLE RAL 7035 | FRENCH BLUE |
| ANODIC OFF WHITE | BRILLIANT YELLOW | OYSTER GREY | JAYBIRD |
| PEARL WHITE | LEMON YELLOW | RIPPLE APO GREY | SPACE BLUE |
| OFF WHITE | YELLOW GOLD | APO GREY | ANODIC DARK GREY |
| EXCEL™ PRIMROSE® | SAFETY YELLOW | EXCEL™ WILDERNESS® | SABLE™ ASTEROID |
| TEXTURA® PRIMROSE | SAFETY YELLOW | EXCEL™ PALE EUCALYPT | TEXTURA DEEP OCEAN |
| EXCEL™ CLASSIC CREAM | RIPPLE X15 ORANGE | LYCRA STRIP | TEXTURA® MONUMENT |
| DOESKIN | ORANGE X15 | VIPER GREEN | EXCEL™ WOODLAND GREY |
| POTTERY | EXCEL™ HEADLAND® | EXCEL™ COTTAGE GREEN | EXCEL™ BASALT™ |
| ALMOND IVORY | SABLE™ CORE TEN | EXCEL™ HAWTHORN GREEN | EXCEL™ DEEP OCEAN® |
| TEXTURA® PAPERBARK | CLARET | EXCEL™ MANGROVE™ | EXCEL™ IRONSTONE® |
| STONE BEIGE | SENSATION | LAWN GREEN | TEXTURA® JASPER |
| EXCEL™ HARVEST® | LOBSTER | SHAMROCK GREEN | VIVICA™ CHARCOAL PEARL |
| ANODIC BRONZE | FLAME RED | EXCEL™ HERITAGE GREEN | TEXTURA® BLACK |
| HAMERSLEY BROWN | SIGNAL RED | EXCEL™ NIGHT SKY® | RIPPLE GRAPHITE |
| DARK BRONZE | EXCE™ MANOR RED® | EXCEL™ MONUMENT® | CORAL BLACK |
| | EXCEL™ TERRAIN™ | TEXTURA® IRONSTONE | BLACK SATIN |

The Powder Coating Process

Preparation

The key to achieving the optimal finishing quality with any painting project is Preparation. Once our team at Precision Powder Coating commence a project, we assess all items for any scratches, dirt, damage to welded segments or just wear and tear. We will apportion the appropriate time to clean up and resurface (fill and sand/buff) the relevant areas. Once we are satisfied with the surface quality, the project will move the Pre-Treatment phase.

Pre-Treatment: Tanking

Once prepared, the job is ready to be processed into dipping baskets to be tanked. The 4-5 stage chemical dipping station is designed to clean, etch, prime and key the metal work. Several different acids are used in conjunction with a rinsing and drying system to achieve the best possible bond between the powder and the surface. Further information about the chemicals we use, the specialised licences we carry, our safety procedures and supplier pre-treatment standards are all available upon request.

Spray

Once the work has been prepared, tanked and put onto the painting lines, it's time to apply the powder coat. With access to a large database of Dulux and Interpon colours, our customers can then select their desired colour. Once uploaded through our state-of-the-art system, an electrostatic charge is created in a specially designed spray booth, attracting the powder onto the workpiece. Our skilled technicians have been trained to build the powder to the correct thickness (measured in microns), as per manufacturer specifications. We have now achieved not only the optimal bond strength, but also even cover, perfect gloss levels and a high-quality finish.

Oven Bake

The highly intelligent and integrated track system allows for easy movements between the tanks, spray booth and the baking oven. The powder coat is designed to melt and cure at certain temperatures. Typically, the powders cures at 200 °C (390°F) for 10 minutes, the curing schedule then varies according to the manufacturer's specifications. Once in our oven, the temperature is activated, controlled and stabilised electronically. The powder is then melted and begins a molecularly bonding process to cure itself onto the surface of the metalwork.

Finishing/Packaging

Once the oven cycle has finished the job, it's then able to be processed out of the workstation and inspected for any imperfections that may have occurred during the process. We then package it ready to be delivered to the customer, it can also be collected directly from us. Precision follows a very strict, tried and tested process to maintain the optimal quality of powder coating. Ensuring that once it leaves our hands it's finish and quality will hold true to our workmanship for years to come.